



Educational up Gradation and Government Educational Schemes: A Case Study

BEENA KUMARI

Ph. D. research scholar in Economics
Arka Jain University

DR. PRAVEEN KUMAR THAKUR

Professor and COE
Arka Jain University

Abstract:

Education is the medium by which the society provides knowledge, facts, professional skills and values to its members. it is one of the most important duty of education is to improve the well being of individuals and help nation and society to function properly. Many efforts and initiatives were taken by the Indian government to spread education at least primary level but yet the status is unfruitful. The aim of the paper is to study the impact of mid day meal and sarva shiksha abhyan in the primary schooling system. The result revealed that both the schemes have a positive impact on the admission, attendance and retention of the students in primary level.

Keywords: *Mid day meal, Elementary Education, Sarva shiksha Abhyan*

1. Introduction

Education helps unlock the mysteries of nature. This allows us to understand and improve how society works. It creates conditions for a better life. Education promotes the ability to fight injustice in society. The apex constitution of India given has the right to every individual to take education. Education is an important device that provides knowledge, skills, technology and information, and make them able to know their rights and responsibilities towards themselves, their family, society and nation. With the help of education, we can expand our vision and horizons to see the environment. It changes our perception of life, builds the ability to explore new things and enhance creativity. Your creativity is a tool to develop our nation.

In India schools, education is categorized into four stages, and each stage is important for each student: Preschool Primary Secondary Senior Secondary Education can be classified into Various Forms: Formal education: teaches us the academic part of any course or class, skills, or theory. Non-Formal education: We learn from our community, culture, nation-based programs, and the society that we live in Informal education: We learn from our life lessons, experiences, other people, their experiences, nature, surroundings, etc.

Steps Taken to promote Education: After discussing the importance of education, awareness is the next big step. People, especially those living in remote areas, should be aware and should have access to a better education system. The government has taken several steps for this purpose. It has started various initiatives to make education accessible to all and improve the quality of education for the betterment of every student. Some of the Prominent Steps: The formation of the Right to Education Act, 2009 made education a fundamental right for every child belonging to 6-14 years. Sarva Shiksha Abhiyan Adult education and national development scheme Beti bachao, beti padhao Midday meal

scheme and many more. Various other initiatives that the government has taken are Udaan, Saksham, Pragati, etc., to make education accessible to every part of the county.

2. Objectives

The main objectives of this study are:

- 1.To study the number of admission in selected primary schools.
- 2.To study the retention/sustain of admission in primary schools.
- 3.To study the attendance of selected primary schools.

3. Research questions

On the basis of above-mentioned objectives following research questions were framed and tested:

- RQ1. What are the numbers of admission in selected primary schools due to MDM and SSA?
RQ2. What is the situation of admission of retention in selected primary schools due to MDM and SSA?
RQ3. What is the situation of attendance in selected primary schools due to MDM and SSA?

4. Tool Used

Questionnaire prepared by the research scholar was used for the data collection.

5. Results

Table 1: Presents the number of admissions in the year 2017, 2018 and 2019.

Year	Std. 1	Std. 2	Std. 3	Std. 4	Std. 5	Total
2017	43	75	79	68	66	331
2018	48	64	81	53	72	318
2019	28	67	71	81	66	305

Graph 1: Presents the number of admissions in the year 2017, 2018 and 2019

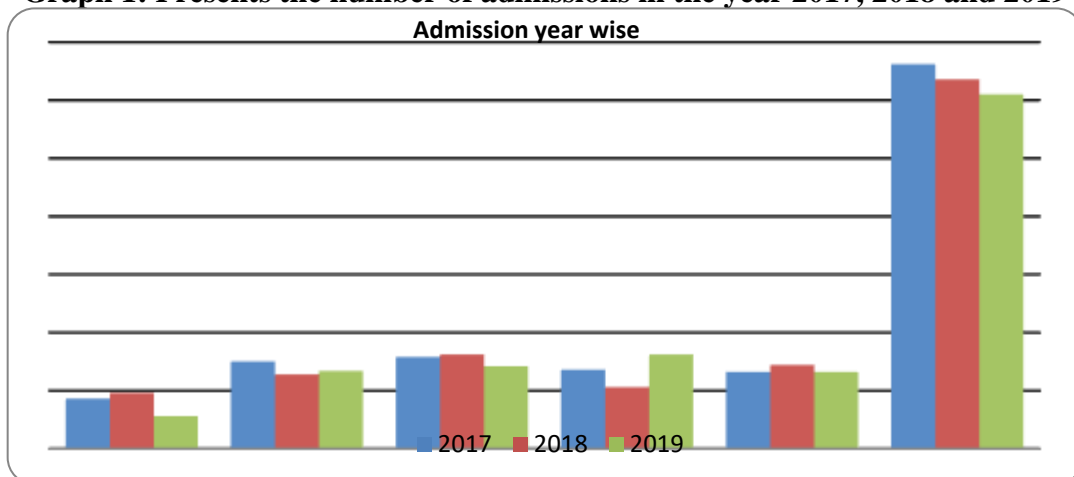


Table 1 shows the number of total admission in the standard one, two, three, four and five in the year 2017, 2018 and 2019 respectively. The total number of admission in the all three years signifies that there is fall of total admission in the year 2018 and 2019 as compared to the year 2017. In the year 2017 the total admission was 331 and it decreases to 318 in the year 2018 and it become 305 in the year 2019. This show that fall in the total admission is not a good sign. It may be attributed to the fact that my people are not aware about the government schemes yet. Thus, it become more important to spread awareness among them about their rights and advantages provided by the Indian government.

Table 2: Presents the number of dropouts in the year 2017, 2018 and 2019.

Year	Std. 1	Std. 2	Std. 3	Std. 4	Std. 5	Total
2017	4	0	3	0	4	12
2018	2	3	0	1	3	09
2019	0	1	0	2	0	03

Graph 2: Presents the number of dropouts in the year 2017, 2018 and 2019.

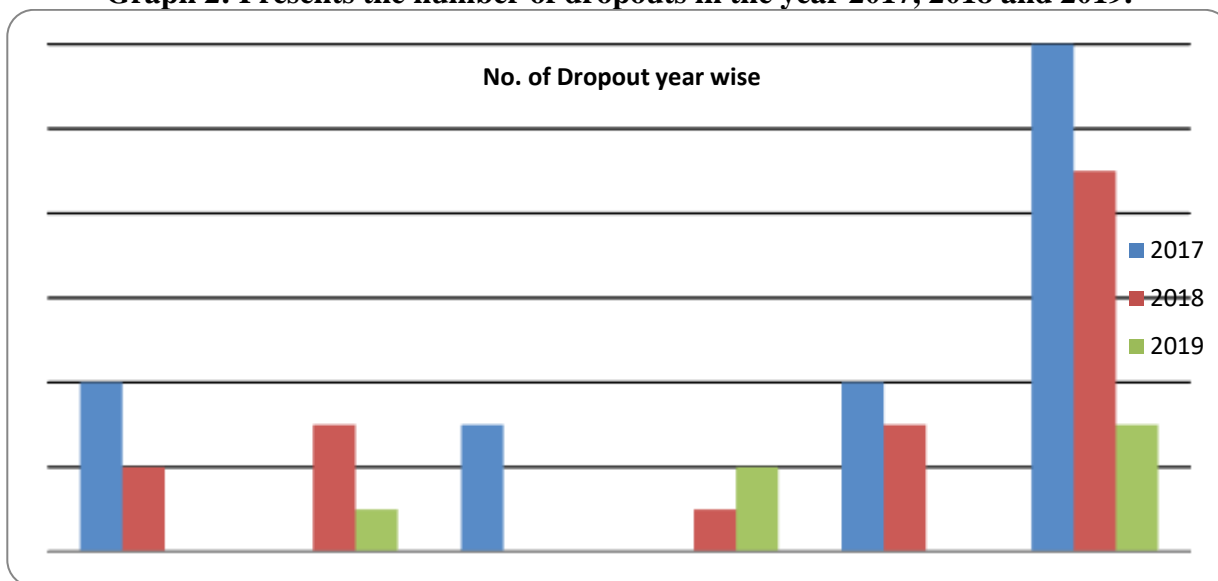


Table 2 presents the number to dropouts in the year 2017, 2018 and 2019. The table clearly shows that there is a significant drop in the number of dropout in the year 2018 and 2019. The total number of dropouts in the year 2017 is twelve and in year 2018 it is nine and in the year 2019 it is only three. This pattern signifies that the number of dropouts has decreased yearly and it is a good sign. It may be attributed to the facts that these schemes are providing good facilities to the students and specially the mid day meal.

Table 3: Presents the percentage of Attendance in the year 2017, 2018 and 2019

Year	Std 1	Std 2	Std 3	Std 4	Std 5	Total
2017	40%	42%	76%	80%	80%	63.6%
2018	72%	70%	75%	82%	85%	84.4%
2019	72%	70%	75%	82%	85%	84.4%

Graph 3: Presents the percentage of Attendance in the year 2017, 2018 and 2019.

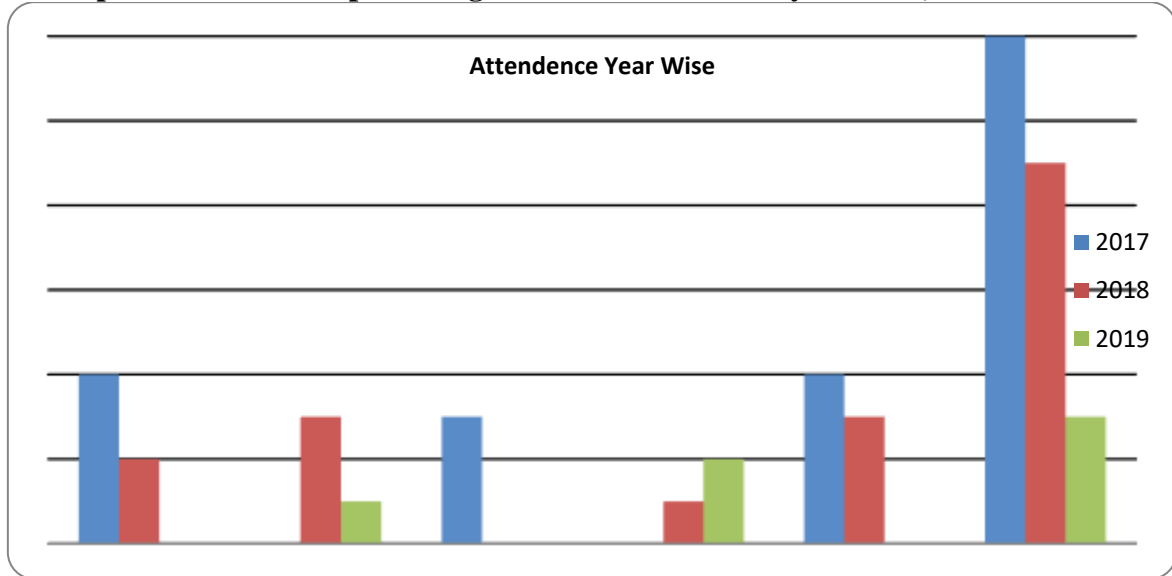


Table 3 presents the percentage of attendance in the year 2017, 2018 and 2019. It is evident of the table three that there is a significant increase in the percentage of total attendance in all the three years respectively 2017, 2018 and 2019. Although the same pattern of year 2018 (84.4%) is repeated in the year 2019 but is concluded that there is a significant increase in percent of in total attendance from 2017 to 2019.

6. Conclusion

Education is the path of national progress. Education is the foundation of society. Indian government is doing every possible thing in their power to provide education for all individuals in the country. This creates equality among people and makes them more responsible to society as they improvise their way of life. The literacy rate in developed countries is also high, and the literacy rate of each country depends on the education system. Governments have undoubtedly enacted laws and devised plans, but implementing those plans is a tall order. Governments need to work with their people to make society and the country a better place. The growth of each country depends on the type of population. A highly educated population forms a developed nation. Many efforts are positively made for the universalization of elementary and primary education after the independence and this study also confirms that government efforts are playing significant role in increasing attendance, retention and admission of the students but some more are need to be done effectively.

References

1. Afridi, F. (2005). Mid-day meals in two states: comparing the financial & institutional organisation of the programme. *Economic & Political Weekly, Journal*, Volume-40, p1528-1534.
2. Banerjee, S. (2009). Human resource development department – plans for mid day meal in summer. *The Pioneer*, May 5.
3. Banik, D. (2007). *Starvation & India's democracy*. London: Routledge Press, p71-72.